



Key Figures



PEOPLE IN NEED
5.0 Million



PEOPLE TARGETED
4.0 Million



PEOPLE REACHED
1,875,376



34,488
Returnees



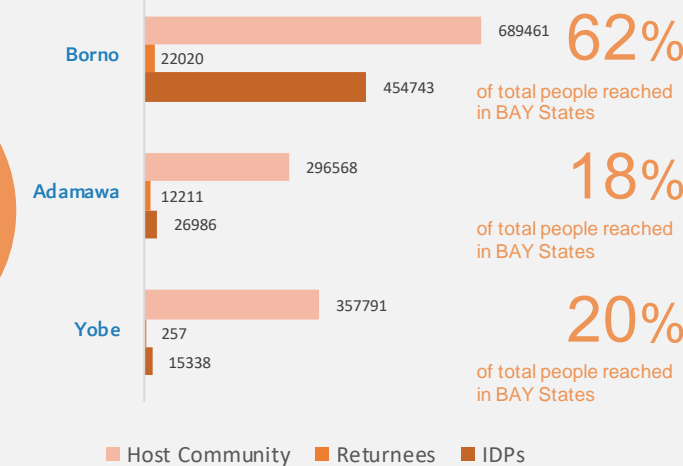
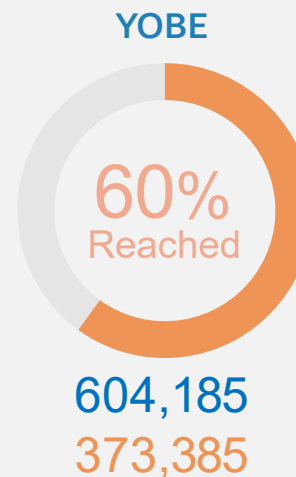
497,068
IDPs



1,343,820
Host Community

Target Vs Reached

Target Reached

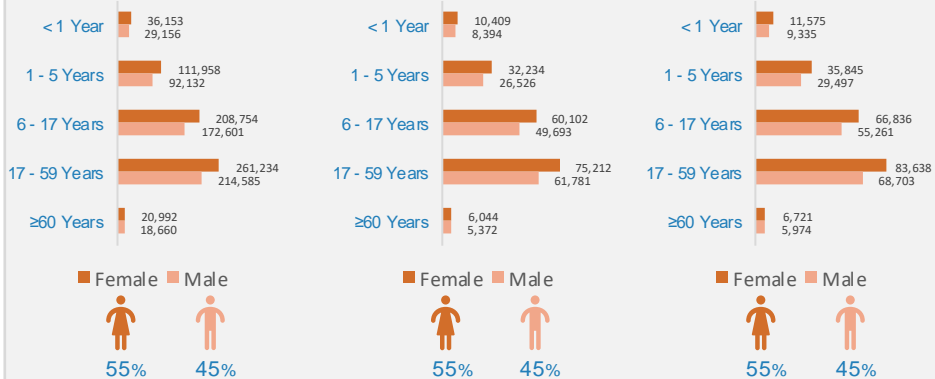


Beneficiaries by Gender & Age

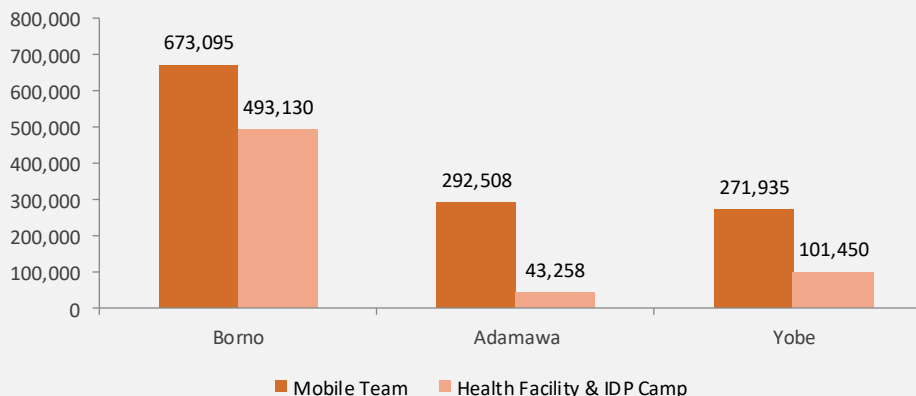
BORNO

ADAMAWA

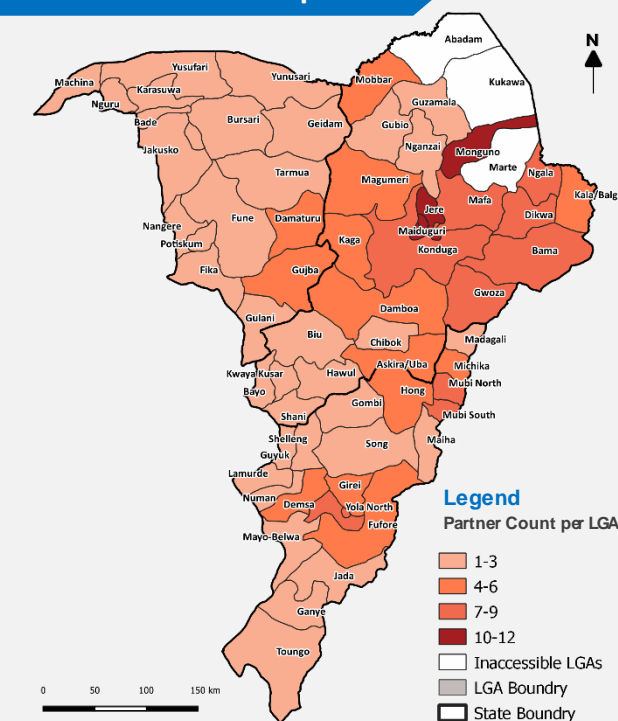
YOBE



Beneficiaries by Facility



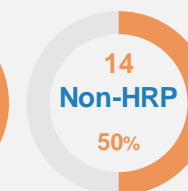
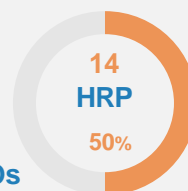
Partner Presence Map



Implementing Partners



28 PARTNERS



10 International NGOs, 13 National NGOs
3 UN Organizations, 2 Govt. Organizations

Partners (HRP/Non-HRP)

HRP	Non-HRP
AAH	AHI
AGUF	ALIMA
FHI360	CEFOWA
FNPH	CHEDA
GZDI	CPPLI
INTERSOS	GOGGOJI
IOM	GPCEDI
IRC	HARAF
MDM	HCI
PUI	JHF
SMoH	LESGO
TdH	PLAN
UNICEF	RHHF
WHO	ZSF